

Year 11 (2021/2022) GCSE 2022

Whole Cohort

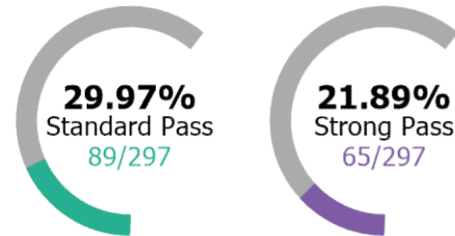
Pupils

297 Pupils 152 Boys 145 Girls

Baccalaureate

111

111 Pupils Entered - 37.37%



Baccalaureate Subjects

	Eng	Ma	Sci	Hums	Lang
Entries	291	295	291	233	139
	98%	99%	98%	78%	47%
Standard	251	230	220	184	117
	85%	77%	74%	62%	39%
Strong	210	172	153	147	96
	71%	58%	52%	49%	32%

Summary

4.4 0.09 0.23 0.25
APS Sci VA Hums VA Lang VA

English

	Entries	9 to 7	9 to 5	9 to 4
	294	73	210	251
Pupils	98.99%	24.58%	70.71%	84.51%
Entries	-	24.83%	71.43%	85.37%

Maths

	Entries	9 to 7	9 to 5	9 to 4
	295	65	172	230
Pupils	99.33%	21.89%	57.91%	77.44%
Entries	-	22.03%	58.31%	77.97%

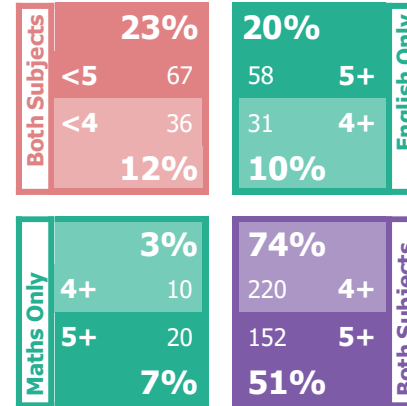
Science

	Entries	Pupils	Entries
1 Science	291	97.98%	-
Grade 4+	225	75.76%	77.32%
2 Sciences	291	97.98%	-
Grade 4+	220	74.07%	75.60%
3 Sciences	140	47.14%	-
Grade 4+	123	41.41%	87.86%
Bio/Chem/Phys	132	44.44%	-
Grade 4+	116	39.06%	87.88%

MFL

	Entries	Pupils	Entries
1 MFL Entry	139	46.80%	-
Grade 4+	117	39.39%	84.17%
2 MFL Entries	11	3.70%	-
Grade 4+	11	3.70%	100.00%

English & Maths Threshold

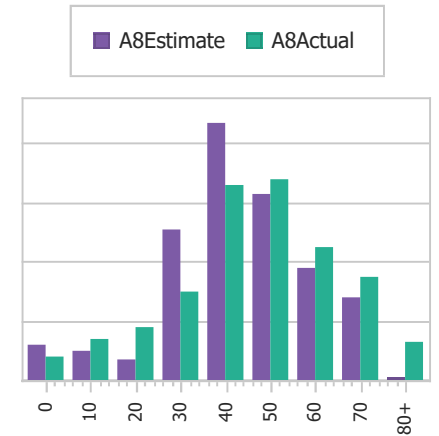


294 Pupils Entered - 98.99%

Entries

9 to 8 - inc A*'s	(12.44%)
	320
9 to 7 - inc A*-A	(24.26%)
	624
9 to 5 - inc A*-B	(62.33%)
	1603
9 to 5 - inc A*-C	(64.35%)
	1655
9 to 4 - inc A*-C	(80.56%)
	2072
Total	2572.00
Average	8.66

Progress 8



	A8	P8
English	10.64	+0.04
Maths	9.63	+0.02
EBacc	14.74	+0.13
Other	15.56	+0.21
Overall	50.57	+0.11

Filled Slots 269 90.57%

Performance

	Pupils	Percent
5 A* to C	233	78.45%
Inc EnMa (4+):	214	72.05%
Inc EnMa (5+):	151	50.84%
5 Grade 5+	176	59.26%
Inc EnMa:	146	49.16%