

Year 11 (2020/2021) GCSE 2021

Whole Cohort

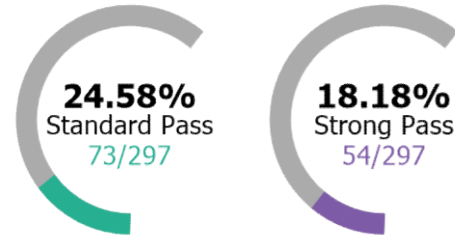
Pupils

● 297 Pupils ● 146 Boys ● 151 Girls

Baccalaureate

89

89 Pupils Entered - 29.97%



Baccalaureate Subjects

	Eng	Ma	Sci	Hums	Lang
Entries	290	294	296	226	129
	98%	99%	100%	76%	43%
Standard	266	234	226	174	108
	90%	79%	76%	59%	36%
Strong	216	177	160	126	86
	73%	60%	54%	42%	29%

Summary

4.43 0.19 0.52 0.68

APS Sci VA Hums VA Lang VA

English

Entries 9 to 7 9 to 5 9 to 4
295 75 216 267

Pupils	99.33%	25.25%	72.73%	89.90%
Entries	-	25.42%	73.22%	90.51%

Maths

Entries 9 to 7 9 to 5 9 to 4
294 57 177 234

Pupils	98.99%	19.19%	59.60%	78.79%
Entries	-	19.39%	60.20%	79.59%

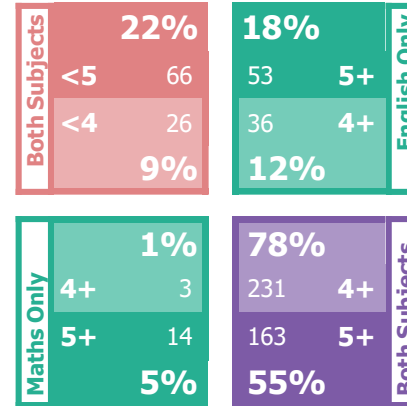
Science

	Pupils	Entries
1 Science	296	99.66%
Grade 4+	226	76.09%
2 Sciences	296	99.66%
Grade 4+	226	76.09%
3 Sciences	128	43.10%
Grade 4+	115	38.72%
Bio/Chem/Phys	115	38.72%
Grade 4+	107	36.03%

MFL

	Pupils	Entries
1 MFL Entry	129	43.43%
Grade 4+	108	36.36%
2 MFL Entries	6	2.02%
Grade 4+	6	2.02%

English & Maths Threshold



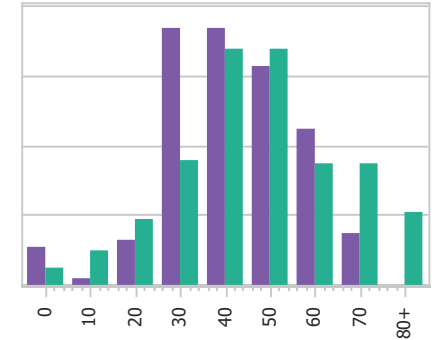
293 Pupils Entered - 98.65%

Entries

9 to 8 - inc A*'s	(14.41%)
	371
9 to 7 - inc A*-A	(26.50%)
	682
9 to 5 - inc A*-B	(62.59%)
	1611
9 to 5 - inc A*-C	(64.49%)
	1660
9 to 4 - inc A*-C	(82.63%)
	2127
Total	2574.00
Average	8.67

Progress 8

■ A8Estimate ■ A8Actual



	A8	P8
English	10.9	+0.27
Maths	9.77	+0.15
EBacc	14.99	+0.32
Other	16.12	+0.45
Overall	51.79	+0.32

Filled Slots 274 92.26%

Performance

	Pupils	Percent
5 A* to C	240	80.81%
Inc EnMa (4+):	228	76.77%
Inc EnMa (5+):	163	54.88%
5 Grade 5+	177	59.60%
Inc EnMa:	152	51.18%